

PRELIMINARY
SPECIFICATIONS

MOVE THE WORLD FORWARD  MITSUBISHI
HEAVY
INDUSTRIES
GROUP

PREMIA **EX**

PBS20-30N2 Series

SIT-ON POWER PALLET

2.0 - 3.0 tonnes

**WORK SMARTER
WORK SAFER**

Ideal for internal transport, production area and cross-docking applications, the 2.0-3.0-tonne **PREMIA EX** power pallets are a smart, safe, and cost-effective choice. With performance and throughput at such a high level, even low-intensity operations benefit from a faster ROI compared to platform power pallets.

SPECIFICATIONS

PBS20N2
PBS30N2



**WHEN
RELIABILITY IS
EVERYTHING...**

 **MITSUBISHI
FORKLIFT TRUCKS**

PREMI^A EX

PBS20-30N2 Series

SIT-ON POWER PALLET

2.0 – 3.0 tonnes



BRAKES

- **High-efficiency regenerative braking**
This gives more effective control and reduces brake wear.

DRIVE

- **Powerful AC drive motor**
High torque for greater efficiency. No carbon brushes mean lower servicing requirements.
- **Intelligent Cornering System**
The truck senses the angle of a turn and reduces speed early for maximum stability and accurate, positive cornering.
- **High travel speeds**
Boosted productivity with optional top speed of up to 12 km/h (load trailing).

ELECTRICAL AND CONTROL SYSTEMS

- **Built-in Li-ion battery**
Fast opportune charging removes the need for extra batteries and allows 24/7 operation (junior chassis only).
- **Combi controller lift system**
Fingertip control for speed regulated lifting and proportional valve for lowering.

FORKS

- **Tapered and angled fork tips**
Access to pallets is easier, quicker and safer.
- **Smooth, quiet lifting and lowering**
Low noise both with and without load to make a more comfortable working environment.

FRAME AND BODY

- **Robust chassis**
Built for intensive operations, with great inherent strength and high residual capacities. Designed to enclose the operator within for extra safety.
- **Strong battery lock**
Simple and safe. Battery lock can only be unlocked when battery plug is disconnected. Battery plug can only be reconnected if battery is locked.
- **Excellent ground clearance**
Easy and safe handling on loading docks and ramps.
- **RapidAccess features**
These allow quick and easy entry to all areas for checks and maintenance.
- **Waterproof wiring and connectors**
Sealed compartment prevents system failure and corrosion from water and dust.
- **Overhead guard pillars**
Protection for the operator while still offering excellent visibility (Option with overhead guard).


OPERATOR COMPARTMENT AND CONTROLS

- **Adjustable floor height**
More adaptable (70 mm stroke) working position to suit a wide range of operator heights.
- **Plenty of storage space**
Storage for on-board essentials, putting clipboard, mobile phone, drinks bottle and pen all within easy reach.

- **Ultra-low step height**
Operators stay more productive throughout shifts thanks to easy on/off access
- **Temperature controlled fans**
Low noise for a more comfortable working environment.
- **Comfortable seat**
Adjustable so drivers can find their ideal working position for less fatigue over long shifts.
- **Direction switch on handle**
Alternative for drivers who prefer hand control rather than direction control on a pedal. Standard with cold storage modification or 360-degree steering (Option).

STEERING SYSTEM

- **Mini steering wheel with floating armrest**
Ergonomically adjustable to reduce strain and lower risk of RSI
- **Midi steering wheel**
Adjustable positioning with tilt function. (Option).
- **360-degree steering**
The operator can keep the truck in constant motion - saving seconds on every turn. (Option).
- **Dynamic Power Steering**
Smooth, precise control with minimum effort offering maximum comfort and stability at top speed.



For more information
on PREMI^A EX sit-on
please visit our website





PREMIA EX OPTIONAL LI-ION BATTERY SYSTEMS

MAKE YOUR FORKLIFT GO EVEN FURTHER



Tried, tested and proven in the field, lead-acid batteries have been the long-standing choice for companies employing electric lift trucks. However, with long charging times, demanding maintenance requirements, the need for extra batteries, and high risk of operator misuse, day-to-day use can be a challenge.

Fortunately, there's a new battery system on the block: Li-ion from Mitsubishi Forklift Trucks.

Designed to meet your business' demands — including multi-shift (24/7) operations — without the need for spare batteries, our high-performance Li-ion battery system is up to 30% more efficient than lead-acid counterparts. Plus, it's virtually error-proof, thanks to its ultra-low-maintenance design which prevents cell damage.

- **Gas-emission free**
No need for air ventilation.

- **Exceptional high battery and charger efficiency**
State-of-the-art technology delivers up to 30% more power efficiency than lead-acid batteries.
- **Maintenance-free design**
No need for daily checks and water re-fills. This reduces the risk of operators damaging cells and reducing their lifetime. Needs a full charge each week to activate cell balancing.
- **No need for spare batteries or charging room**
You can save both space and costs in multi-shift applications, maximising profitability.
- **Quick charge capabilities**
Just 15 minutes is all your battery needs to keep your truck going for a few more hours. It only takes 1 to 2 hours to fully charge a completely discharged battery.

- **Higher sustained voltage**
This gives more consistent lifting and driving performance — particularly noticeable towards the end of a shift.
- **Multiple safety features**
This includes circuit protection, deep-discharge and overcharge protection, and individual cell temperature and voltage monitoring.
- **On-the-go performance and monitoring**
The system's integrated monitoring system has an easy-to-read display unit.
- **Wide choice of battery and charger capacities**
The most suitable power supply can be matched to the exact requirements of a specific application.




Clean Li-ion batteries are ideal for sensitive environments such as those in the food or packaging industries.

Fully integrated Li-ion battery

Features a sophisticated CANbus communication and an automatic ON/OFF synchronization between battery and truck. Battery level, notifications and alarms are integrated into the truck display, to secure clear and easy overview for the truck operator.

For more information on Li-ion please visit our website



VDI - PERFORMANCE & DIMENSIONS

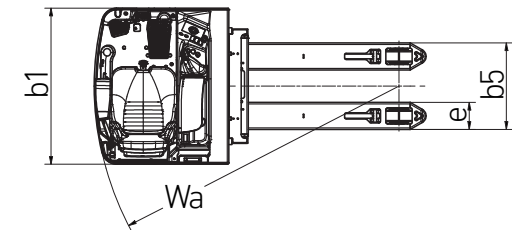
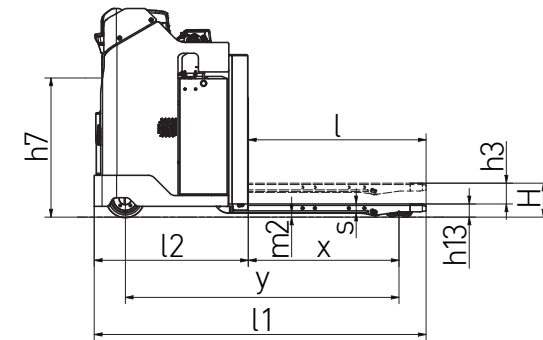
CHARACTERISTICS				Mitsubishi Forklift Trucks Mitsubishi Forklift Trucks	
1.1	Manufacturer			PBS20N2	PBS30N2
1.2	Manufacturer's model designation			Battery	Battery
1.3	Power source			Sit-on	Sit-on
1.4	Operator type				
1.5	Load capacity	Q	kg	2000	3000
1.6	Load center distance	c	mm	600	600
1.8	Load wheel axle to fork face (forks lowered)	x	mm	975	975
1.9	Wheelbase	y	mm	1771	1771
WEIGHT					
2.1b	Truck weight without load, with maximum battery weight		kg	1360	1360
2.2	Axle loadings with nominal load & maximum battery weight, drive / load side		kg	1488 / 1872	1688 / 2672
2.3	Axle loadings without load & with maximum battery weight, drive / load side		kg	1088 / 272	1088 / 272
WHEELS, DRIVE TRAIN					
3.1	Tyres: PT = Power Thane, Vul = Vulkollan, P = Polyurethane, N = Nylon, R = Rubber drive / load side			Vul / Vul	Vul / Vul
3.2	Tyre dimensions, drive side		mm	250 x 105	250 x 105
3.3	Tyre dimensions, load side		mm	85 x 70	85 x 70
3.4	Castor wheel dimensions (diameter x width)		mm	150 x 55	150 x 55
3.5	Number of wheels, load / drive side (x = driven)			4 / 1x + 1	4 / 1x + 1
3.6	Track width (center of tyres), drive side	b10	mm	706	706
3.7	Track width (center of tyres), load side	b11	mm	385	385
DIMENSIONS					
4.4	Lift height	h3	mm	135	135
4.7	Height to top of overhead guard	h6	mm	2110 opt	2110 opt
4.8	Seat- or stand height	h7	mm	966	966
4.15	Fork height, fully lowered	h13	mm	88	88
4.19	Overall length	l1	mm	2147	2147
4.20	Length to fork face	l2	mm	997	997
4.21	Overall width	b1/b2	mm	1010	1010
4.22	Fork dimensions (thickness, width, length)	s/e/l	mm	60 / 175 / 1150	60 / 175 / 1150
4.25	Outside width over forks (minimum / maximum)	b5	mm	560	560
4.32	Ground clearance at center of wheelbase, (forks lowered)	m2	mm	25	25
4.33a	Working aisle width (Ast) with 1000 x 1200 mm pallets, load crosswise	Ast	mm	2585	2585
4.34a	Working aisle width (Ast) with 800 x 1200 mm pallets, load lengthwise	Ast	mm	2601	2601
4.34b	Working aisle width (Ast3) with 800 x 1200 mm pallets, load lengthwise	Ast3	mm	2396	2396
4.35	Turning radius	Wa	mm	1909	1909
PERFORMANCE					
5.1	Travel speed, with / without load		km/h	10.0 / 10.0	9.0 / 9.0
5.2	Lifting speed, with / without load		m/s	0.07 / 0.09	0.06 / 0.10
5.3	Lowering speed, with / without load		m/s	0.12 / 0.09	0.10 / 0.07
5.9	Acceleration time (10 metres) with / without load		s	7.0 / 6.0	7.5 / 6.0
5.10	Service brakes (mechanical / hydraulic / electric / pneumatic)			Electric	Electric
ELECTRIC MOTORS					
6.1	Drive motor capacity (60 min. short duty)		kW	2.7	2.7
6.2	Lift motor output at 15% duty factor		kW	2.2 (5%)	2.2 (5%)
6.4	Battery voltage/capacity at 5-hour discharge		V/Ah	24 / 575 - 775	24 / 575 - 775
6.5	Battery weight		kg	460 - 620	460 - 620
MISCELLANEOUS					
8.1	Type of drive control			AC	AC

PREMIA EX

PBS20 - 30N2

SIT-ON POWER PALLET

2.0 - 3.0 tonnes



Ast = Working aisle width
 Ast3 = Working aisle width (b12 < 1000 mm)
 $Ast = Wa + \sqrt{(l6 - x)^2 + (b12/2)^2} + a$
 Ast3 = Wa + l6 - x + a

Wa = Turning radius
 l6 = Pallet length
 x = Load wheel axle to fork face
 b12 = Pallet width
 a = Safety clearance = 2 x 100 mm

STANDARD EQUIPMENT & OPTIONS

- = Standard
- = Option

	PBS20N2	PBS30N2
GENERAL		
Standard display incl. hour meter and battery indicator	●	●
Key switch entry	●	●
Electric power steering	●	●
Speed regulated lift motor and proportional valve for lowering	●	●
Tandem load wheels Vulkollan®	●	●
Adjustable armrest, right side	●	●
Adjustable steering wheel, all directions	●	●
Storage compartment under armrest and by left side of seat	●	●
Ergonomic fully adjustable seat	●	●
Battery rollers, plastic (steel rollers with bearings in Senior models)	●	●
Chill store design, down to -10°C	●	●
POWER SOURCE		
Li-ion batteries*	●	●
Lead acid batteries	●	●
ENVIRONMENT		
Cold store design, 0C° to -30C°	●	●
DRIVE AND LIFT CONTROLS		
Mini steering wheel with floating armrest	●	●
Midi steering wheel	●	●
Finger tip controls for lifting/lowering	●	●
Hands-free direction control (HFDC)	●	●
Hand operated direction control (HODC)	●	●
WHEEL OPTIONS		
Vulkollan®	●	●
Tractothan	●	●
Super grip	●	●
OTHER OPTIONS		
Overhead guard	●	●
Panoramic ProVision roof (with overhead guard)	●	●
Electric adjustable floor height, 70 mm	●	●
360 degree steering	●	●
Multifunction display incl. BDI and Hourmeter, PIN code login (100 codes) and graphic icons	●	●
Load backrest	●	●
Key switch entry (in combination with Multi function display)	●	●
12V DC Power Socket	●	●
5 V USB socket	●	●
Accessory rack	●	●
Writing desk incl. RAM C holder	●	●
Equipment holder RAM system size C	●	●
Equipment holder RAM system size C, 2 pcs	●	●
Equipment holder RAM size D	●	●
Working lights LED	●	●
Floor spot, red or blue	●	●
Increased drive speed, 12 km/h in driver compartment direction	●	●
Special RAL colour	●	●

* Li-ion battery option is available in selected regions.

PREMIA EX

PBS20-30N2

SIT-ON POWER PALLET

2.0 - 3.0 tonnes



Mini steering wheel with floating armrest



Working lights LED



Multifunction display

WHEN RELIABILITY IS EVERYTHING...



PREMIA
THE NUMBER ONE

Number one for reliability... number one for productivity...
whatever the conditions.

Compact, efficient and resilient, PREMIA powered pallet trucks
meet every need.

Like any product bearing the "MITSUBISHI" name our materials handling equipment benefits from the tremendous heritage, huge resources and cutting-edge technology of one of the world's largest corporations – Mitsubishi Heavy Industries Group.

Engineering spacecraft, jet planes, power plants and more, MHI specialises in those technologies where performance, dependability and superiority decide your success or failure...

So when we promise you quality, reliability and value for money, you know it's a guarantee we have the power to deliver.

That's why every model in our award-winning and comprehensive range of lift trucks and warehouse equipment is built to a high specification – to ensure it keeps working for you. Day after day. Year after year. Whatever the job. Whatever the conditions.

YOU'LL NEVER WORK ALONE

As your local authorised dealer, we are here to keep your trucks working – through our extensive experience, our technical excellence and our commitment to customer care.

We are your local experts, backed by efficient channels to the entire organisation of Mitsubishi Forklift Trucks.


No matter where you are, we are close by – with the capability to meet your needs.

Discover how Mitsubishi Forklift Trucks give you more from your local authorised dealer or when you visit our website www.mitforklift.com

Performance specifications may vary depending on standard manufacturing tolerances, vehicle condition, types of tyres, floor or surface conditions, applications or operating environment. Trucks may be shown with non-standard options. Specific performance requirements and locally available configurations should be discussed with your distributor of Mitsubishi forklift trucks. We follow a policy of continual product improvement. For this reason, some materials, options and specifications could change without notice.

info@mitforklift.com

CESM2275 (10/22) © 2022 MLE



Mitsubishi Logisnext Europe B.V.
Hefbrugweg 77, 1332 AM Almere
The Netherlands
Tel: +31 (0)36 5494 411



mft2.eu/fb



mft2.eu/apps



mft2.eu/youtube



mft2.eu/facebook

